

6700 Series-Stable Industrial Transmitters with Turndown Capabilities

- ▶ Gauge and Absolute Pressure Models
- ▶ Submersible, General Purpose and Wash down Enclosures
- ▶ High Stability Achieved by Sputtered Sensing Element

The 6700 series features customer accessible 5:1 turndown from nominal range via a switch and potentiometer. Down ranging whether factory or user adjusted is ideal for applications requiring high overpressure. The 6700 are housed in a rugged enclosure for harsh conditions and features superb stability by incorporating Gems CVD sensing element.

Specifications

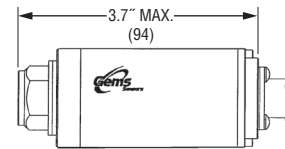
Input	
Pressure Range	0.5 to 400 bar; (7.5 to 6000 psi) Gauge and Absolute
Proof Pressure	2 x Full Scale (FS) (1.5 x FS for 400 bar, ≥ 5000 psi)
Burst Pressure	>35 x FS ≤ 100 psi (6 bar); >20 x FS ≤ 1000 psi (60 bar); >5 x FS ≤ 6000 psi (400 bar)
Fatigue Life	Designed for more than 100 million FS cycles
Performance	
Output	4-20 mA (2 wire)
Supply Voltage (Vs)	9.5 to 40 VDC (ExII 1G 9.5 to 28 Vdc)
Supply Voltage Sensitivity	0.005% of max span/Volt
Long Term Drift	0.15% of max span/year (non-cumulative)
Accuracy	0.15% FS typical
Thermal Error Typical	15°F to 120°F (-10°C to +50°C) 0.5% of max span -4°F to +176°F (-20°C to +80°C) 1% of max span
Operating Temperatures	-4°F to +185°F (-20°C to +85°C) elec. conn. code C G & L -4°F to +122°F (-20°C to +50°C) elec. conn. code M, 3 -22°F to +212°F (-30°C to +100°C) process/media
Zero Tolerance	0.15 % span, typical
Span Tolerance	0.15% span, typical
Zero Adjustment	±10% (100% at factory) by potentiometer
Span Adjustment	17% to 100% of span by potentiometer/switches
Max. Loop Resistance	(Vs-9.5) x 50 ohms
Mechanical Configuration	
Pressure Port	see ordering chart
Wetted Parts	17-4 PH Stainless Steel (1 & 1.6b 17-4 PH and 15-7 MO)
Electrical Connection	see ordering chart
Enclosure	318 Duplex SS, 17-4 PH SS IP40 for gauge datum elec code C, L IP65 for absolute datum elec code C, L IP65 for elec. code G, 3 IP68 for elec. code M
Vibration	35g peak sinusoidal, 5 to 2000 Hz
Acceleration	100g steady acceleration in any direction 0.036% FS/g for 10 psi (0.75 bar) range decreasing logarithmically to 0.0007% FS/g for 6000 psi (400 bar) range.
Shock	Withstands free fall to IEC 68-2-32 procedure 1
Approvals	CE, Lloyds Register, optimal EXII 1G; E Exia II CT4 (-40°C < T amb < 75°C) Cert BASEEFA 02ATEX00040X
Weight	approx. 250 grams (additional; cable 75 g/m)



Dimensions in. (mm)


Max diameter 39mm, all models

Code C




Six Pin Fixed Plug (10-6)

Code G



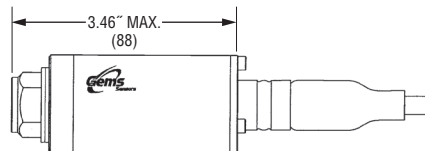
Fixed Plug to DIN 43650 Mating Connector Supplied

Code L



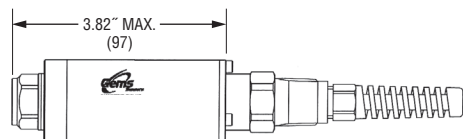
Electrical Connector M12 x 1 (5 Pin)

Code M



Immersible to 200mWG

Code 3



1/2 - 14 NPT conduit

